



Bits of Blue



April in Tampa

A Monthly Publication of the Tampa PC Users Group, Inc.

Vol. 14 No. 4 April 2001

Meeting

**Computers and the
Stock Market**

**April 11, 2001
6:00 PM**

**Museum of Science
and Industry
4801 E Fowler Ave.**

Meeting Preview: Ray Hall will tell us about using computer software in investing. As usual, Mary Sheridan will conduct a computing and Windows discussion for the first 30 minutes of the meeting.

President's Message

By Mary Sheridan, President, Tampa PC Users Group
mcpease@mindspring.com

If you haven't heard yet, MOSI has told us we have to find another location. We can meet at MOSI in May but will have to be moved for the June meeting. I was sad at first and then realized that maybe it would be a good thing. The room at MOSI had gotten very crowded and it was always a headache finding someone to open the door for us. William LaMartin has suggested a library branch that looks promising. Merle Nicholson has told us in the past that we could use the TECO facility on 9th Ave. Any-

(President.....Continued on page 5)

INSIDE THIS ISSUE

President's Message	1
Minutes	2
Netgear 314 Gateway Router	3
Easy CD Creator 5	4
World Wide Web Links	5
Editor's Comments	6
FACUG	8
SIG Report	10
Members' Help Line	11
Map	12

**Beginning with the May meeting,
the meeting time is changed to 6:30.
Beginning in June, we will meet at a new location.**

May 9: To be announced

* * OFFICERS * *

President: Mary Sheridan(mcpease@mindspring.com) 988-6480
Vice President : Mike Hodges (mike.hodges@baesystems.com) 962-2114
Treasurer: Jenny Lind Olin (jlolin@tampabay.rr.com) 960-5723
Secretary: James Weber (jlweber9@mindspring.com) 671-1612
Member at Large: Kevan Sheridan (kevan57@tampabay.rr.com) 879-3602

APPOINTED (Volunteers)

Editor: William LaMartin (lamartin@tampabay.rr.com) 251-3817
Librarian: Larry Anders (larryanders@msn.com) 989-9119
Programs: Bruce Register (bregis@gte.net) 968-8170

Home Page <http://www.tpcug.org>

Bits of Blue is published by the Tampa PC Users Group, Inc., a State of Florida registered non-profit corporation, to provide educational information about personal computer systems to its members. Our mailing address is P. O. Box 3492, Tampa, FL 33601-3492.

However, for business concerning this newsletter, Bits of Blue, please contact the Editor, William LaMartin, at 821 S. Boulevard, Tampa, FL 33606-2904; 813-251-3817; lamartin@tampabay.rr.com.

Technical information found in this publication is not necessarily compatible with your hardware and software; plus other errors or misprints could occur from time to time. Therefore, the use of programs, commands, functions or anything of a technical nature appearing in this publication will be at your own risk.

Contributors are asked to submit articles as an ASCII, Microsoft Write, Microsoft Word, or Word Perfect file to the editor at 821 South Blvd., Tampa, Florida 33606-2904 or to lamartin@tampabay.rr.com.

Permission to reproduce portions which are not specifically copyrighted is given to other computer users groups for nonprofit use. Reprints must be unaltered; proper credit given to the author and publication; and a copy of the publication must be sent to the attention of the Bits of Blue Editor at the club address. All other reproduction is prohibited without the specific written permission of the original author.

The use of trademarked and copyrighted names herein is not intended to infringe upon the owner's rights but rather to identify the products for the enlightenment of our users.

Commercial advertisements will be accepted. For rate information please contact the Editor by one of the above listed methods.

All advertisements must be prepaid by check payable to TPCUG, be in camera ready format (actual size, black ink on white paper), and be submitted on or before the 20th of the month preceding the month of publication. Commercial advertising is usually limited to 25% of the total space of an issue. The Editor reserves the right to hold ads if the total space for ads exceeds this limit or if they are not received on time.

Members may insert non-commercial ads at no charge with the following limitations: no more than 4 ads per member per year; no more than 40 words (240 bytes including spaces); must be camera ready copy or an ASCII file on diskette or as an attachment to an email message to the Editor. Those wishing to place ads are to contact the Editor, William LaMartin, at (813) 251-3817 for space availability and for further information.



Member of
The Association of
Personal Computer User Groups

Minutes of the March Meeting

By Mary Sheridan, President,
Tampa PC Users Group
mcpease@mindspring.com

Mary Sheridan had a Windows SIG from 6 PM until 6:30. At 6:30 the meeting was opened and club business was discussed.

At 7:00, Bruce Register induced our presenters. He explained that he had met Claire Emanuel at the FACUG Spring Conference and she had graciously agreed to do a presentation for us. Kevin Hunt was also on hand to help with the presentation.

Claire began the presentation by explaining that she represents a company called Tu.Be. Computers located in Englewood, FL. Tu.Be. Computers are distributors for many types of computers and computer related products. They are also the distributors for JR Inkjet. JR Inkjet is a seven-year-old British based company. JR Inkjet developed the Universal Refill Ink Kit. Their refill kits can be used with over 400 different types of cartridges. Claire showed a slide show explaining how to refill an ink cartridge. Make sure you refill your cartridge over a protected surface, like the sink or a counter top covered with paper towels because you might get a few drops leak out of the cartridge and you don't want to make a mess. Be careful how you handle the cartridge's print head. They are usually metallic and might be damaged if you touch them. Cartridges should be refilled when they aren't quite empty. When cartridges are allowed to dry out, they may not be useable anymore. The refill kits come with a flush, so if your cartridges have dried out, you can still possibly use them by first running the flush through the print heads. The flush kit will dissolve the dried ink. The starter kit that Claire had for sale contained two 20 ml bottles of black ink. The amount of times you can refill your particular cartridge with the starter kit depends on how much ink your cartridge holds. The kit comes with the primary colors, cyan, yellow and magenta. JR Inkjet offers the starter kits at a special price to

(Minutes.....Continued on page 10)

Netgear 314 Gateway Router

By William LaMartin, Editor,
Tampa PC Users Group
lamartin@tampaby.rr.com

If you are using a cable or DSL connection to the Internet and have more than one computer, you need one of these routers. In the September 2000 newsletter (http://www.tpcug.org/newsletter/nl_2000/September2000/cable_router.htm), Larry Anders wrote about his good experience with the Linksys router. This month I am writing a similar laudatory article on the Netgear router with a four port 10/100 Mbps switch.

For several years, I have had a network connecting the four computers I and other family members use around the house. And, as described in an article in the April 2000 newsletter (http://www.tpcug.org/newsletter/nl_2000/april2000/comments200004.htm), I had even run extra cable so that I could connect the upstairs computer to the downstairs cable modem when I wanted more than a regular dial-up connection for that computer. But I had resisted the Microsoft Internet Connection Sharing feature of Microsoft Windows 98 SE and Windows Me since some aspects of it didn't appeal to me. Neither did the installation of proxy server software, which also allows you to share an Internet connection, which I



The Netgear 314 Router is the same size as the cable modem

tried way back in 1997 and wrote about in an article in the December 1997 newsletter (<http://www.tpcug.org/reviews/december97.html>). But after Larry's article I began researching such routers and watching the pricing.

Last month when I stopped by CompUSA for some new antiviral software, I noted that they had the Netgear 314 router on sale for \$129, down from the usual \$169 by way of an instant \$20 rebate and a \$20 mail in rebate. So I could wait no longer.

The router's installation is basically very simple. Each of your computers that will be connected to it will need a network card. These cards need to each have Client for Microsoft Networks installed, as well as the TCP/IP protocol with the TCP/IP that is bound to your network card set to obtain its IP address automatically. This can all be achieved by a right click on the Network Neighborhood icon on the desktop (Network Places in Win Me) and then a click on Properties.

Next, to install the router, with everything powered down you connect your cable or DSL modem to the Internet port on the router, then connect the network cable from each of up to four computers to one of the four Local ports on the router. Finally you plug the router's power adapter into an AC outlet and then power everything up. Everything worked right out of the box for me with the exception that I couldn't see the files on one computer from the other computers. That problem was solved by enabling File sharing for that computer's drives.

The router dynamically assigns each computer on the network an address like 192.168.0.2, 192.168.0.3,.... The router itself has address 192.168.0.1, and you communicate with it via a Telnet to this address. When you do this Telnet you are presented with many menus which allow you to configure the setup in many ways. For example, if you want to be able to run a Microsoft NetMeeting session from a specific computer on the network, say, computer 192.168.0.2, then you will need to use Menu 15 to assign ports 1720 and 1503

(Router.....Continued on page 7)

Easy CD Creator 5 Platinum Software Summary

By Larry Anders, Librarian, Tampa PC Users Group
larryanders@msn.com


The best just keeps getting better. Several years ago, when I got my first CD burner, Easy CD Creator (EZCD) came in the box with the burner. It was not the latest version, but it didn't take me long to realize this was to be a software package that I would become very familiar with. Because I had that older version of EZCD that came with my burner I was qualified to buy the upgrade, which I did, the same day I got my burner.

I put off purchasing my first burner for quite a while, mainly because of the cost, and also because it was a whole new world of computing that I knew nothing about. But they don't call it Easy CD Creator for nothing. Within 5 minutes of installing my first version I had burned my first CD. Now that's EASY!

Suffice it to say that Adaptec, which I guess now goes by the name of Roxio, has always tried to make EZCD your one stop shopping for CD burning software. And with version 5 Platinum they've gotten enough software to let you do things on CD that you probably never thought you would or could.

As I indicated in the title, this is more of a summary than a review. Here's what you get with Easy CD Creator 5 and some of the things you can do:

- **Easy CD Creator 5 Platinum (of course – but hold on to your hat!)** Easily creates data, audio and multimedia CDs on your PC.
- **SoundStream 2** Enhances the sound quality of MP3 files or records from analog (phonograph, tape or microphone) or digital sources while filtering out the pops, clicks and hisses. Loudness balancing for tracks from disparate sources. Save CDs to HD to create a virtual jukebox of compressed CDs on your computer.
- **Direct CD** Save directly to a CD as if it were a hard drive. Previously, this type of CD could only be read



by another CD burner using Direct CD but now it will automatically "make-writable" on eject so that basically any CD reader can read it.

- **Take Two** Use your CD-R/RW Drive to recover from hard disk disasters.
- **Spin Doctor** Turns your scratchy LPs into Digital quality CDs

(nearly).

- **CD Copier** Copy directly from one CD to another, but remember... if you don't own the rights, copying commercial CDs to sell or give away is illegal. Recordable CDs created with such material should be for personal use only.
- **VideoImpression** Easy to use video editing features such as trimming, combine, text overlay and transitions to video clips. Includes MPEG 1 video encoder to save video in the correct format for VideoCD Creator.
- **Photo Relay (which includes Photo Album and Video Postcard)** Make your own photo albums adding sound and narration or email video postcards that any PC can view without any special software.
- **VideoCD Creator** Become a Hollywood director and make your own videos with your very own multimedia studio. You can edit video clips, add text or apply transitions between scenes.
- **CD Label Creator** When you're all done creating, make your very own labels to cover your newly created CDs and CD cases.
- **Sound Editor** You not only have the ability to edit video but audio as well.
- **Session Selector** You don't have to burn a CD all at once any longer. Start it now and finish it later by starting a new session.
- **Web-CheckUp** With EZCD you're always assured of having the latest updates. Just go to the website and give yourself a check-up.

You can also download Internet music, including MP3 tracks, and record to your own CD's, create

(Easy.....Continued on page 9)

(President.....Continued from page 1)

one else who has any potential locations, or just some new ideas, please let a board member know about it.

The Spring Conference for the Florida Association of PC Users Groups was a huge success. We had 140 attendees representing 34 user groups. There were people from Michigan, near Knoxville and Atlanta. The food was excellent. The conference was well planned and a great learning experience for everyone who attended. The attending members from TPCUG were Jenny Lind Olin, Bruce Register, Kevan Sheridan and Mary Sheridan. Mike Hodges was only able to attend the Saturday sessions, but hopefully he found it a valuable experience. The APCUG representatives attending the FACUG conference held a round table session discussing what APCUG has to offer user groups. Two members of the APCUG approached me after the conference. They said their representative from Florida has resigned from the board of advisors and asked if I would consider filling the position. They assured me it wasn't going to consume too much time, so I agreed to help them out.

(President.....Continued on page 12)

Internet picture of the month



Amazon. Com's Share Price 4/2/2000 – 4/2/2001

This image is from the Wall Street Journal's web site at <http://interactive.wsj.com>. To see the change in fortunes of this Internet retailer, step back a little over two years and visit http://www.tpcug.org/newsletter/nl_1999/january1999/picture_of_the_month.htm. That was another Internet Picture of the Month.

April's Interesting World Wide Web Locations

Tampa PC Users Group (that's us)

U.S. Civil War Center

NETGEAR – Small Business Networks

Tu.Be. Computers – last month's presenters

Website Abstraction, The JavaScript technology center
world cam collection

Halifax Magazine - East Central Coast of Florida

HotSyte- The JavaScript Resources

Hargrett Library Rare Map Collection - U of GA

Census Bureau

<http://www.tpcug.org/>

<http://www.cwc.lsu.edu/>

<http://www.netgear.com/>

<http://www.tubecomputers.com/>

<http://wsabstract.com/>


<http://www.fat.co.uk/world/worldset20.html>

<http://www.halifaxmagazine.com/>

<http://www.serve.com/hotsyte/main.html>

<http://scarlett.libs.uga.edu/darchive/hargrett/maps/maps.html>

<http://www.census.gov/>



Some of these links will join the many already on the Links page at our web site, where you need only click on the name.

Editor's Comments: Microsoft Windows Media Encoder, Adobe Atmosphere and Renegade Fonts

By William LaMartin, Editor
Tampa PC Users Group
lamartin@tampabay.rr.com

Renegade Fonts Let's do the font bit first. In the June 1996 newsletter I mentioned a problem in Microsoft Access caused by the Hatten font installed with Microsoft Publisher 98. It was the first time I had run across the fact that having a certain font installed on your computer could cause a program to malfunction. I must admit that I don't understand how a "bad" font could cause a program to crash if the program doesn't use that font, and I don't think the program in question, NetMeeting, used any of the fonts I deleted to resolve the problem, since they were all dated before 1995.

Here's what happened. On a computer on which I had done a clean installation of Windows Millennium several months earlier, I decided to do a NetMeeting. On doing this, after NetMeeting had essentially loaded, I got the message "CONF caused a general protection fault in module GDI.EXE." If I closed out this message, NetMeeting would also close. If I just left the message up, then NetMeeting seemed to run sort of OK. There were problems, but they could conceivably be the fault of the other person in the meeting. A check of the Internet and Microsoft's site produced no mention of such a problem.

This past week, which was a couple of months later, I again tried out NetMeeting and received the same error message. However, this time much more seemed wrong. So, as I had done before, I went to Microsoft and downloaded the current version of the program and reinstalled NetMeeting. I also got the newest version of the Internet Explorer package and installed it. The error was still there.

I then searched the <http://www.dejanews.com/usenet> site (now redirected to Google) for that error message

and found out that others were now having the same problem and that Microsoft had said it was caused by incompatible fonts. I went to the article at Microsoft and found out that I needed to remove all fonts dated differently than the date on my Win.Com file and see if NetMeeting ran OK. I did this—and it did. So some program that I had installed had installed one or more fonts that NetMeeting didn't like.

To get as many fonts back as possible, I reinstalled them in blocks ordered by date until the problem reappeared. The problem returned when I added back fonts dated earlier than 1995. I didn't really care about any but two of these fonts, so I reinstalled these two, which caused no problem, and threw away those remaining before 1995.

I have left out a very important detail—how did I remove the fonts and then get them back? I will let you think about that for awhile. You might try it on one font and then think how well what you did would work for hundreds.

Windows Media Encoder Those of you who check your email or look at our main web page, <http://www.tpcug.org>, know that I put at our site several Windows Media Player files of audio versions of some of the articles in the March newsletter. It was an interesting experiment.

If you would like to record audio and/or video in Windows Media format, go to Microsoft and download the free Windows Media Encoder. It also allows you to change audio and video files in other formats to the Windows Media Player format.

Adobe Atmosphere, really Adobe Atmosphere Beta Builder and Browser plug-in, allows you to create 3D virtual interactive worlds and to view them in your browser. The builder and the browser plug-in can be downloaded for free from <http://www.adobe.com/products/atmosphere/main.html>. I am sure the browser plug-in will remain free, but in the release version the builder will be a retail product.


(Editor.....Continued on page 7)

(Editor.....Continued from page 6)

As you may know, I have played with 3D virtual worlds before, and there is a “TPCUG Virtual Reality” link on our main page to prove it. That was done in a piece of software written by, I think, a company called Cosmo Software. Corel packaged Version 1 of the program with its WebMaster suite and called it CorelWeb.World back then. I later tried Version 2 of HomeWorld or some such name from Cosmo Software and almost had a much better TPCUG world created when my trial time period ran out. I didn’t love or need the program enough to purchase it, so the improved TPCUG Virtual Reality world never saw the light of day on the Internet.

The above mentioned 3D rendering for the Internet used a VRML plug-in for your browser. Now such technology is an integral part of Internet Explorer in its latest versions. Atmosphere, however, does not employ VRML but rather its own technology. That is why you need to download their Atmosphere plug-in to view worlds created in Adobe Atmosphere. So, do it right now. Go to <http://www.adobe.com/products/atmosphere/main.html> and get the browser plug-in. Once you have done that you can view my first attempt at http://home.netcom.com/~lamartin/aa1_test/first.htm. To see more professional examples, click on one of the Adobe book marked links that appear on your browser.

The image on this page is a screen capture of my



first world created with Atmosphere Builder. It is not very polished, but it gave me a chance to try out the program. You are viewing the scene from inside a tunnel. There is a photo gallery where you can view the photos on the walls. There are stairs to climb and portals that if entered will transport you to other 3D worlds. The man you see in the image is an avatar representing another visitor to the world other than yourself (you do not see the avatar representing you—however you can choose what it looks like and others visitors to the world will see him). There is a chat feature that allows you to chat with all other visitors to the world.

One feature I’ve done just a little with is the use of Java Script to make the world a little bit interactive. I have used this idea to play a sound when someone moves their mouse over a particular object and to jump to my web site <http://www.lamartin.com> when they move their mouse over a LaMartin.Com sign in the world.

Adobe hosts an Atmosphere discussion forum where you can ask for help and, as you get better at building worlds, give help. The Builder program really appeals to me, but, after getting my first world up and running, I am going to have to let it rest for awhile and get some other things done. ♦

(Router.....Continued from page 3)
to address 1922.168.0.2.

Similar considerations exist for interactive games like Quake, or using a particular computer as a web or FTP server. To be able to use your computer for such purposes, you will have to assign certain ports to a particular computer and possibly remove certain default filters that are implemented in the default setup of the router. There is a very detailed manual in Adobe Acrobat format that describes how all of

(Router.....Continued on page 9)

FACUG Spring Conference

By Jenny Lind Olin, Treasurer,
Tampa PC Users Group
jlolin@tampabay.rr.com

Why Would Anybody Want to Attend the Florida Association of Computer User Groups' Spring Conference? It is a good occasion to have fun, meet a lot of people who talk "computerese," see a lot of software demonstrated, get a lot of free software, or purchase software at reduced prices. You can get six meals for a mere \$35.00 per person, the total cost of the registration. You can stay in a hotel, bring your mobile home, stay with relatives, or drive back and forth. So there is no cooking, doing dishes, making beds or housework for two complete days.

The Spring Conference is not all about having fun and getting away from it all. It also provides a great opportunity to talk to other leaders from other computer user groups to learn what they are doing to gain and keep their membership, what kind of programs they offer, how they have solved some of the same problems that may be challenging your group.

Granted, Friday night is mostly social. The only responsibility you have is to pick up your stuffed bag of goodies and study your Schedule of Events. Then, after a couple of hours of socializing with new and old friends from years before, you are on your own until breakfast the next morning. Then it is nonstop all day long.

This year, Apple Computer sponsored the Saturday breakfast and gave a presentation. On our way out of the room we picked up a tube which contained a couple of posters. The Apple hardware design is so modern it makes you want to own something that is not consider a clunker anymore. Apple had provided a free sweatshirt which was found in the book bag (like the ones you carry your books back to the library in) picked up at the registration desk.

Also in the bag was a black tee shirt from Borland with a slogan on the back: "Go.com yourself." I

thought that was clever. Those book bags were sponsored by JR Inkjet and Jasc Software. The printing of the Schedule of Events was through the courtesy of Office Depot, who had also given us a small stickem pad and a plastic box for our paper clips, part of the stuffing in our bags. So you see there is a lot of involvement from the vendors to make the Spring Conference a lot of fun.

Adobe Systems Incorporated sponsored the Saturday luncheon and presentation. Everybody was given an Adobe GoLive 5.0 package for Professional Web authoring and site management. The Dinner Event was sponsored by FACUG, but the prizes for the contest winners were sponsored by different vendors. The prizes for the winner of the Home Page Contest and the Newsletter Contest were from Adobe. Adobe is always so generous with those prizes. They helped stuff our book bags with several CDs, which included the latest version of Adobe Acrobat Reader software, Adobe Active Share software and trial versions of about ten of their products in both PC and Macintosh format.

The Logo Contest prize was sponsored by Corel. The Community Service Award was sponsored by FACUG. So you can see where prizes were given out for doing something great or just for being there.

The grand finale for Saturday evening was the Annual Business meeting where the new officers and board of directors were introduced. Our president, Mary Sheridan, was elected the state FACUG secretary. Congratulations are in order for that honor.

The Sunday breakfast and presentation by Mary Sue Cameron, who was very cheerfully animated, was sponsored by Microsoft. Everybody received a backpack from Microsoft. The Sunday luncheon and presentation were sponsored by MGI Software. We all received a ticket each time we entered the dining area. After each presentation there was a drawing and about five big software items were given to those lucky winners. Sometimes they marked one chair or gift package left on the table and so one person at

(FACUG.....Continued on page 9)

(FACUG.....Continued from page 8)

each table received a prize. The suspense was just awesome.

There were several other sponsors who provided prizes along with the above mentioned sponsors for the conference. Then at the Sunday afternoon "Displays," products were demonstrated, questions answered, and free software given out. Then we had "The Big Bang," which is the final drawing where there was a choice of many prizes. Everybody received something, although it was more beneficial for those who were called first. Those sponsors were Aladdin, Borland, Cassady & Greene, Corel, Demo Catz, Intuit (who gave everybody a Quicken 2001 Suite package like the one that was raffled off at our last meeting). Somehow I missed out on that offer. Those packages must have gone fast.

Was it all play and no work? No. We did have two sessions in the morning and two sessions in the afternoon with a choice of four different subjects being covered at each. We had our "Panel / Round Table" meetings offering such subjects as Running a Users Group, New Member Orientation, Building and Maintaining Membership, Programs and Presentations, Publicity and Public Relations, Advertising, Fund Raising, Working with Volunteers, Running a Software Review Program, Treasurer's Q & A, Newsletters, Web Design, APCUG Workshop, and Creating SIGs. One group has a Pig SIG where they meet at a restaurant every month and talk about computer stuff. A good idea for those who need more social events in their lives.

I was very impressed this year by the addition of Tech Sessions where you could go see different software being demonstrated. Some of the demonstrations were Digital Video Editing, and presentations by Adobe Systems, Jasc Software and Microsoft on their particular products.

Now I think I will go dot.com myself. ♦

(Easy.....Continued from page 4)

MP3s from your own music CDs, back up important files such as spreadsheets and financial data (or other important files), and free up valuable hard drive space by moving large files such as audio, graphic and multimedia files to CD.

These are only some of the things you can do with EZCD Creator. For \$99 street price (\$49 upgrade), it's hard to beat Roxio's Easy CD Creator 5 Platinum. If you haven't tried it, try it. If you have, then it's time to upgrade and burn, burn, burn! ♦

(Router.....Continued from page 7)

this is accomplished. However, for the average users, the default setup will probably do what they want.

[Http://www.netgear.com](http://www.netgear.com). ♦



May 2-3, 2001
Tampa Convention Center
10:00am - 4:00pm Daily

Tampa Bay Information Technology Exposition & Conference (ITEC). ITEC will feature more than 2000 products and solutions, representing the latest developments in Computers, Telecommunications, Internet/Intranet, Software, Networking, Imaging and Records Management, Multimedia, Video Conferencing, Client Server, Network Security, Disaster Recovery, ATM and much more.

Special Interest Groups

Microsoft Access SIG

This SIG meets the first Monday of the month at the Gateway 2000 Store on North Dale Mabry (just south of Columbus Drive) at 6:30 PM. For information contact either William LaMartin at lamartin@tampabay.rr.com or Merle Nicholson at merlenic@tampabay.rr.com.

Genealogy SIG

To be included on the TPCUG genealogy mailing list, contact Jenny Lind Olin at 960-5723 or jlolin@tampabay.rr.com.

Visual Basic for Applications SIG

This SIG meets the third Tuesday of the month, at the Gateway 2000 Store on North Dale Mabry at 6:30 PM. For information, contact Merle Nicholson at merlenic@tampabay.rr.com.

Windows SIG

This SIG occupies the first 30 minutes of our monthly, regular meeting at MOSI and is devoted to a general Windows and computing discussion. Mary Sheridan moderates the discussion.

Merle Nicholson

Custom computers for home and business
Systems – upgrades – software
Small business and home networks
(813) 879-3602

PO Box 21081
Tampa, FL 33622-1081 merlenic@tampabay.rr.com

(Minutes.....Continued from page 2)

user groups of \$29.00. The kit also comes with a syringe and plugs needed for some cartridges. The kit retails for \$45.00. You save money by being a member of the user group.

You can save approximately \$160.00 by using the starter kit to refill their cartridges if you buy a new ink cartridge every time the inks runs out They also have a black refill kit with only black ink. It comes with everything the starter kit has except the flush. Another kit that they sell is the color kit. It has cyan, magenta, and yellow inks, the syringe and plugs, but flush. All kits come with complete instructions on how to refill your cartridges. Most people who buy the starter kits then buy the larger bottles of refill ink. They have a 16 ml bottle of black ink and a 250 ml bottle. JR Inkjet has a lot of repeat customers. They have a toll free help line for any problems or questions you may have. Most cartridges have sponges

inside, so you are refilling the sponge with ink. The color cartridge has three chambers with sponges. The ink is water-soluble and can be cleaned up with soap and water. The kit contains a tiny hand drill in case you need to make a hole in your cartridge, depending on the type of cartridge you have. JR Ink is dye based as opposed to pigment-based ink. Their ink is the highest formula ink. It is refined to 1/2 a micron to fit through the smallest ink jet. JR Inkjet is in the process of trying to get into the retail market. They are selling the kits on the Home Shopping Network. JR Inkjet was the first refill ink company. As long as you refill the cartridge before the sponges get dried out, you should be able to refill a cartridge ten times before you have to replace it. Printer Companies will often make their money on the consumables like the ink cartridges instead of the printers themselves. The inkbottles will last for a couple of years until they're opened. Claire then fielded questions from the group. You can buy an injector kit if you lose your syringe. All these items can be found on the Internet at <http://www.tubecomputers.com>. Claire had plenty of merchandise with her for sale. JR Inkjet uses Yahoo for their business web site. We thanked Claire and Kevin and took a short break. JR Inkjet donated two refill kits for our raffle. Bob Parks and John Witmer were the winners of the refills kits. Other door prize winners were: Clark Evans, a clock; Merle Nicholson, Quicken 2001 Suite; Jim Purcell, CD case; Mike Hutchinson, Corel mug; Tom Goff, T-shirt; and Brian Lance. ♦

Friends of the User Group

We acknowledge the following firms for their support

Museum of Science and Industry
Gateway 2000
BAE
Marshall & Stevens

And these software and hardware vendors for their demonstrations and review software and contributions of evaluation software to our group

Adobe Systems	Microsoft
CompUSA	Office Depot
Corel Systems	PowerQuest
Imprise/Borland	RDI, Inc.
Intuit	Symantec

RENEWING YOUR MEMBERSHIP?

WE CERTAINLY HOPE YOU WILL

MAIL YOUR CHECK AND ANY
ADDRESS OR NAME CHANGES TO:

TAMPA PC USERS GROUP
PO BOX 3492
TAMPA, FL 33601-3492

\$25 Individual \$35 Family
\$60 Corporate = 3 employees + \$20 each add'l employee

Go to our web site <http://www.tpcug.org> and click on the Join link to fill in an online membership application

Check the address label for your renewal month

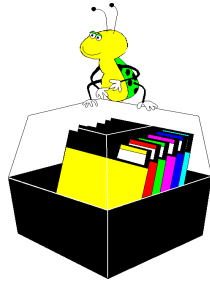
MEMBERS' HELP LINE

Program	Code	Name	Time	Phone	Codes
Adobe Acrobat	AA	Cheryl Alexander	10:00am - 9:00pm M - F	914-0008	HTM,PSP,WP
AOL	AOL	Larry Anders	Mon - Sun 6:00pm - 10:00pm	989-9119	AOL, ME, MW, FP, PSP
Computer general	CG	Bob LaFave	8:00pm-10:00pm	960-0208	W95/W98, MOS
Delphi	DE	William LaMartin	Mon - Fri 9:00am - 9:00pm	251-3817	AA, FTM, IG, MOS, MP, VB, W95
DOS	DOS	Merle Nicholson	Mon - Fri 7:30pm - 9:30pm; weekends	879-3602	CG, DE, DOS, HG, HM, HP, VB
Family Tree Maker	FTM	Jenny Lind Olin	Mon - Sun 8:00am - 10:00pm	960-5723	ME, MW, PAF, Q, WP
Hardware general	HG	Don Patzsch		689-8662	CG
Hardware Modem	HM	Mary Sheridan	9:30am - 9:00pm	988-6480	AOL, CG, DOS, HG, IG, MW, Q, W95, W98
Hardware Printer	HP				
HTML coding	HTM				
Internet general	IG				
Micrografx Graphics Suite	MGS				
Microsoft Access	MA				
Microsoft Excel	ME				
Microsoft FrontPage	FP				
Microsoft Office Suite	MOS				
Microsoft Publisher	MP				
Microsoft Visual Basic	VB				
Microsoft Word	MW				
Networking	N				
PAF	PAF				
PaintShop PRO	PSP				
Quicken	Q				
Windows 3.1	W3				
Windows 95/98	W95/98				
Windows NT	WNT				
WordPerfect	WP				

We encourage other members to add their names to the list of those willing to assist fellow members with their computer problems. Contact William LaMartin to add your name to the list.

Tampa PC Users Group, Inc.

P. O. Box 3492
Tampa, FL 33601-3492



NONPROFIT ORG.
U.S. POSTAGE
PAID
TAMPA, FL
PERMIT NO. 1917

- Member: Your membership is up for renewal
- Vendor: Your product was reviewed on page ____

(President.....Continued from page 5)

On May 2-3, 2001 TPCUG will have a presence at ITEC. It will be at the Tampa Convention Center and the hours are 10 AM -6 PM. If you can volunteer anytime during these two days, please contact a board member. We will be working at the information desk and two of our members will be judging the World's Sexiest Geek contest.

Don't forget, we will be changing our meeting time starting in May. The Windows SIG will begin at 6:30 and the presentation will begin at 7 PM.

Until our next meeting, happy computing! ♦

